KIRTLAND LOCAL SCHOOLS

Kirtland • Kirtland Hills • Waite Hill • Chardon Township

TO: Mr. Bill Wade, Superintendent
Mr. Lewis Galante, Chief Financial Officer
Mr. Timothy Cosgrove, Board of Education Member
Mrs. Shannon Green, Board of Education Member
Mrs. Kathryn Talty, Board of Education Member
Mr. Matt Whittaker, Board of Education Member
Mr. Jonathan Withrow, Board of Education Member

FROM: Jim Smith, Director of Buildings & Grounds

DATE: Monday, February 24, 2020

RE: Finance Committee Facilities Report Items

1) FY 2019, 2020, & 2021 Budgets
   - 2021 Budget Worksheets

2) Buildings & Grounds Contract Salary History Chart

3) 2020 Custodial Staffing
   - Custodial Square Footage by Employee

4) 2020 Contracted Lawn Care Services Cost Comparison

5) 2020 Buildings & Grounds Facility Operational Schedule

6) Current Life Cycles
   - District
   - KES North Addition
   - KES Central
   - KMS
   - Science & Technology
   - KHS
   - Transportation
   - BOE
   - OFCC (Ohio Facility Construction Commission) Opinion of Probable Cost

7) 2020 Capital/Permanent Improvement & Major Procurement Summary
   - 2017 Facility Operational Improvement Tracking
   - 2018 Facility Operational Improvement Tracking
   - 2019 Facility Operational Improvement Tracking
   - 2020 Facility Operational Improvement Tracking
   - 2021 Facility Operational Improvement Tracking

9252 CHILLICOTHE ROAD, KIRTLAND, OHIO 44094 (440) 256-3360 FAX: (440) 256-3831

Kirtland Buildings & Grounds Budget FY-2021

OBJ	Description	FY-19 18-19 Appropriations	FY-20 19-20 Appropriations	FY-21 20-21 Appropriations	Rationale
410	**Professional**	**40,000.00**	**45,000.00**	**45,676.00**	
419	**Alarm/Security**	**25,000.00**	**27,000.00**	**28,000.00**	
422	Garbage Services	14,000.00	14,000.00	14,000.00	ESSENTIAL
423	District Repairs/Maintenance Services	25,000.00	25,000.00	30,000.00	
*	Security	0.00	0.00	599.40	Required Contract
*	Roofing	3,200.00	3,200.00	3,200.00	Required Contract
*	Pest Control Treatment	750.00	750.00	750.00	Required Contract
*	Pest Control W/Bate Stations	225.00	225.00	225.00	Required Contract
*	Water Treatment (District)	980.00	980.00	980.00	Required Contract
*	Grease Traps - Jet Lines Kitchen's	1,050.00	1,050.00	1,050.00	Required Contract
*	Spring, Summer & Fall Fertilization Mulch & Pre-E (District)	6,000.00	6,000.00	1,350.00	Required Contract
*	Automation System StruxtureWare	2,736.00	2,736.00	2,736.00	Required Contract
*	Bleacher Annual Inspection	325.00	325.00	325.00	Required Contract
*	Towmotor JLG & Upright Lift inspection/service	865.00	865.00	865.00	Required Contract
*	Towmotor JLG & Upright Lift Training	0.00	1,500.00	1,500.00	Required Contract
*	Annual Testing / Backflow Preventor Valves (District)	600.00	600.00	600.00	Required Contract
*	ADHERA Annual 6 hour	400.00	400.00	400.00	Required Contract
*	ADHERA 3 year inspection (EPA) Due (2019)	2,080.00	0.00	0.00	Required Contract
*	Radon Testing 5 year sampling	0.00	0.00	0.00	Required Contract
*	Oil Seperatior	1,510.83	1,500.00	1,500.00	Required Contract
*	Annual Fire Extinguishers Inspection (District-wide)	900.00	900.00	900.00	ODH//NFPA/EPA
*	Kitchen Quencher/FM 200 Inspections/Sprinkler ES Gym	257.00	257.00	257.00	ODH//NFPA/EPA
*	Fire Alarm Inspection	1,995.00	1,995.00	1,995.00	ODH//NFPA/EPA
*	Assurance Fees / Aboveground Tanks/Boiler cert.	372.00	372.00	372.00	ODH//NFPA/EPA
*	State of Ohio Elevator Certificates	572.75	572.75	572.75	ODH//NFPA/EPA
*	Elevator	690.00	690.00	690.00	ODH//NFPA/EPA
*	Seasonal Bee's	850.00	850.00	850.00	ODH//NFPA/EPA
*	Locks	500.00	500.00	500.00	ODH//NFPA/EPA
*	Screen recoat	6,900.00	6,900.00	6,900.00	ODH//NFPA/EPA
*	KeyMark	1,500.00	1,500.00	1,500.00	ODH//NFPA/EPA

*	District-wide Roadway Striping***	1,800.00	1,800.00	2,175.00	ODH//NFPA/EPA
*	Lawn	0.00	0.00	18,284.00	ODH//NFPA/EPA
		0.00	0.00	0.00	ODH//NFPA/EPA
		0.00	0.00	0.00	ODH//NFPA/EPA
		0.00	0.00	0.00	ODH//NFPA/EPA
		0.00	0.00	0.00	ODH//NFPA/EPA
		0.00	0.00	0.00	ESSENTIAL
		0.00	0.00	0.00	ESSENTIAL
		0.00	0.00	0.00	ESSENTIAL
		0.00	0.00	0.00	ESSENTIAL
		0.00	0.00	0.00	ESSENTIAL
		0.00	0.00	0.00	ESSENTIAL
		0.00	0.00	0.00	ESSENTIAL
		0.00	0.00	0.00	ESSENTIAL
		0.00	0.00	0.00	ESSENTIAL
423	**Repairs/Maintenance Services Total**	**62,058.58**	**61,467.75**	**81,076.15**	
424	**Building/Property Insurance**	**0.00**	**0.00**	**0.00**	
425	**District Rentals**	**1,000.00**	**1,000.00**	**1,000.00**	*
426	**XEROX**	**0.00**	**0.00**	**0.00**	*
429	**Mats, Mops, Uniforms**	**2,352.00**	**2,352.00**	**2,352.00**	*
430	**Meetings/Travel**	**250.00**	**0.00**	**0.00**	*
433	**Mileage**	**0.00**	**2,560.00**	**2,560.00**	*
440	**Postage**	**0.00**	**0.00**	**0.00**	*
441	**Telephone Services**	**0.00**	**0.00**	**0.00**	*
443	**Postage**	**150.00**	**150.00**	**150.00**	*
451	**District Electricity**	**0.00**	**0.00**	**0.00**	
452	**District Water / Sewer**	**0.00**	**0.00**	**0.00**	
453	**District Gas**	**0.00**	**0.00**	**0.00**	
490	**Other Purchased Services**	**3,000.00**	**3,000.00**	**3,000.00**	*
510	**Office Supplies**	**0.00**	**0.00**	**0.00**	*
540	**Periodicals/Magazines**	**0.00**	**0.00**	**0.00**	*
570	District Supplies	6,000.00	6,000.00	6,000.00	*
*	Plumbing Supplies	5,000.00	5,000.00	5,000.00	ESSENTIAL
*	Mechanical Supplies	5,000.00	5,000.00	5,000.00	ESSENTIAL
*	Electrical Supplies	8,000.00	8,000.00	8,000.00	ESSENTIAL
*	Lubricant	400.00	400.00	400.00	ESSENTIAL

*	Vacuum Supplies	5,000.00	5,000.00	5,000.00	ESSENTIAL
*	District Wide Salt - Roadways	6,000.00	6,000.00	6,000.00	ESSENTIAL
*	District Lamps	1,000.00	1,000.00	1,000.00	ESSENTIAL
*	District Belts	1,000.00	1,000.00	1,000.00	ESSENTIAL
*	Custodial Supplies	45,000.00	45,000.00	50,000.00	ESSENTIAL
*	District Wide- Ice Melt	1,000.00	1,000.00	1,000.00	ESSENTIAL
*	Replenishment of First Aid Supplies	240.00	240.00	240.00	ESSENTIAL
		0.00	0.00	0.00	ESSENTIAL
		0.00	0.00	0.00	ESSENTIAL
		0.00	0.00	0.00	ESSENTIAL
570	**District Supplies Total**	**83,640.00**	**83,640.00**	**88,640.00**	
580	**Supplies Motor Vehicle**	**0.00**	**0.00**	**0.00**	*
582	**Fuel Motor Vehicle**	**1,500.00**	**1,500.00**	**1,500.00**	*
583	**Tire/Tubes**	**1,000.00**	**1,000.00**	**1,000.00**	*
620	**New Buildings**	**0.00**	**0.00**	**0.00**	*
630	**District Improvements**	**0.00**	**0.00**	**0.00**	*
640	**New Equipment**	**0.00**	**0.00**	**0.00**	*
650	**New Vehicles**	**0.00**	**0.00**	**0.00**	*
690	**Capital Outlay**	**0.00**	**0.00**	**0.00**	*
720	**Replacement Building**	**0.00**	**0.00**	**0.00**	*
740	**District Replacement Equipment**	**0.00**	**0.00**	**0.00**	*
750	**Mintenance Replacement Vehicles**	**0.00**	**0.00**	**0.00**	*
849	**Dues & Fees**	**0.00**	**0.00**	**0.00**	*
870	**Taxes/Asessments**	**0.00**	**0.00**	**0.00**	*
899	**Staff Uniforms**	**1,000.00**	**1,000.00**	**1,000.00**	
		FY-2019 TOTAL	**FY-2020 TOTAL**	**FY-2021 TOTAL**	
		$209,950.58	**$216,669.75**	**$241,954.15**	

FY-2021 KIRTLAND BUILDINGS/GROUNDS BUDGET WORKSHEET

REQUIRED SERVICE CONTRACTS

VENDOR	PURPOSE		EXP DATE		FREQ	FREQ AMT	ANNUAL PO AMOUNT
New Vision	Roofing		06/30/21		bi-annually	1,600.00	3,200.00
Avalon Pest Control	Pest Control every other month treatment		06/30/21		monthly	62.50	750.00
Avalon Pest Control	Pest Control bait stations		06/30/21		monthly	18.75	225.00
Gardiner Service	Water Treatment (MS & HS)		06/30/21		bi-annually	490.00	980.00
Lake County Roto-Rooter	Grease Traps - Jet Lines Kitchen's (April-June-December)		06/30/21		each	350.00	1,050.00
TrueGreen	Spring, Summer & Fall Fertilization		06/30/21		each	675.00	1,350.00
Wadsworth	Automation System StruxtureWare (Wadsworth)		06/30/21		annually	2,736.00	2,736.00
Waste Mgmt.	District Wide Refuse Removal (mo. Billing)		06/30/21		quarterly	3,500.00	14,000.00
Vector Security	Security Monitoring		06/30/21		monthly	49.95	599.40
H&M Landscaping	Lawn Services		06/30/21		7 months	2,612.00	18,284.00
						CONTRACT TOTAL	43,174.40

OAC / ODC/ ODA / ODH / OSIP / EPA / LCDU / NFPA / EPA REQUIRED INSPECTIONS/CERTIFICATIONS

VENDOR	PURPOSE		EXP DATE		FREQ	FREQ AMT	ANNUAL PO AMOUNT
BR Bleacher	Bleacher including Inspection	ODH	06/30/21		annually	325.00	325.00
Burns Equipment	Towmotor & Aeriel Inspection	OSHA	06/30/21		annually	865.00	865.00
Burns Equipment	Towmotor & Aeriel Training /Certification Due (2020)	OSHA	06/30/21		3 Year	1,500.00	1,500.00
Campell Plumbing & Heating	Annual Testing / Backflow Preventor Valves	LCDU	06/30/21		annually	600.00	600.00
Ea Group	ADHERA 6 Hour Course Due Annually in January	EPA	06/30/21		annually	400.00	400.00
Ea Group	Radon Testing 5 year Sampling	OAC	06/30/21		6 Years	1,000.00	0.00
Ea Group	ADHERA 3 year Inspection (EPA) Due Spring of 2022	EPA	06/30/21		3 Year	2,080.00	0.00
Safety Clean Environmental	Transportation Oil Seperator	ODC	06/30/21		annually	1,500.00	1,500.00
Gene Ptacek & Son Fire Eqpt	Annual Fire Extinguishers Inspection (District-wide)	NFPA	06/30/21		annually	900.00	900.00
Gene Ptacek & Son Fire Eqpt	Kitchen Suppression Inspections/FM-200	NFPA	06/30/21		bi-annually	128.50	257.00
LSS Life Safety Systems	Fire Alarm Inspection	NFPA	06/30/21		annually	1,995.00	1,995.00
State of Ohio UST Fund	Assurance Fees Boiler cert.	ODC	06/30/21		annually	93.00	372.00
State of Ohio Treasure	Elevator Certificates	ODC	06/30/21		annually	572.75	572.75
Ross Elevator	Elevator ES#31065, MS #51870, MS Stage #49332, HS #31066	ODC	06/30/21		annually	690.00	690.00
						0.00	0.00
						INSPECTION TOTAL	9,976.75

FY-2021 KIRTLAND BUILDINGS/GROUNDS BUDGET WORKSHEET

ESSENTIAL SERVICES

VENDOR	PURPOSE		EXP DATE		FREQ	FREQ AMT	ANNUAL PO AMOUNT
Avalon Pest Control	Seasonal Bee's		06/30/21		annually	850.00	850.00
Blackmoore	Locks		06/30/21		annually	500.00	500.00
Ohio Floor Co.	Gym Floors Screen recoat		06/30/21		annually	6,900.00	6,900.00
Santee	KeyMark		06/30/21		annually	1,500.00	1,500.00
VLB Striping	District-Wide Roadway Striping***		06/30/21		annually	2,175.00	2,175.00
Various	District Repairs		06/30/21		annually	30,000.00	30,000.00
						ESSENTIAL SERVICES TOTAL	41,925.00
						422 & 423 SERVICE TOTAL	95,076.15

OPERATIONAL ESSENTIAL SUPPLIES

VENDOR	PURPOSE		EXP DATE		FREQ	FREQ AMT	ANNUAL PO AMOUNT
Active	Plumbing Supplies		06/30/21		annually	5,000.00	5,000.00
Capp	Mechanical Supplies		06/30/21		annually	5,000.00	5,000.00
CED/Leff/Mars/Graybar	Electrical Supplies		06/30/21		annually	8,000.00	8,000.00
Commercial Ullman Lubricants	Motors & Bearing Lubricant		06/30/21		quarterly	100.00	400.00
Dawn Chemical	Vacuum Supplies		06/30/21		annually	5,000.00	5,000.00
			06/30/21		annually	0.00	0.00
			06/30/21		annually	0.00	0.00
			06/30/21		annually	0.00	0.00
Morton Salt	District Wide Salt - Roadways (Reserve 100 TONS)		06/30/21		annually	6,000.00	6,000.00
Leff Electric	District Lamps		06/30/21		annually	1,000.00	1,000.00
Napa	District Belts		06/30/21		annually	1,000.00	1,000.00
SupplyOne	Custodial Cleaning Supplies		06/30/21		monthly	4,166.67	50,000.00
SupplyOne	District Wide Salt - Ice Melt 2.5 Tons Walkways		06/30/21		annually	1,000.00	1,000.00
UniFirst	Replenishment of First Aid Supplies		06/30/21		monthly	20.00	240.00
Various	District Supplies		06/30/21		annually	6,000.00	6,000.00
						570 SUPPLY TOTAL	88,640.00

OPERATIONAL REPLACEMENT EQUIPMENT

VENDOR	PURPOSE		EXP DATE		FREQ	FREQ AMT	ANNUAL PO AMOUNT

FY-2021 KIRTLAND BUILDINGS/GROUNDS BUDGET WORKSHEET

						TOTAL	0.00

MISCELLANEOUS OBJECTS

OBJ	PURPOSE		EXP DATE		FREQ	FREQ AMT	ANNUAL PO AMOUNT
410	Professional Services		06/30/21		annually	45,676.00	45,676.00
425	District Rentals		06/30/21		annually	1,000.00	1,000.00
429	Dust Mops, Floor Mats - (District-wide)		06/30/21		monthly	196.00	2,352.00
430	Meetings/Travel		06/30/21		annually	0.00	0.00
433	Mileage		06/30/21		annually	0.00	2,560.00
443	Postage		06/30/21		annually	150.00	150.00
490	Other Purchased Services		06/30/21		annually	3,000.00	3,000.00
580	Supplies Motor Vehicles		06/30/21		annually	0.00	0.00
582	Fuel		06/30/21		annually	1,500.00	1,500.00
583	Tires/Tubes		06/30/21		annually	1,000.00	1,000.00
849	Dues & Fees		06/30/21		annually	0.00	0.00
899	Staff Uniforms		06/30/21		annually	1,000.00	1,000.00
						MISCELLANEOUS OBJECTS TOTAL	58,238.00

GRAND TOTAL OF REQUIRED SERVICE CONTRACTS, INSPECTIONS, ESSENTIAL SERVICES AND OPERATIONAL ESSENTIAL SUPPLIES	241,954.15

Kirtland Local Schools

Kirtland Local Schools Buildings & Grounds Contract Salary Reduction History

YEAR	FY-2016	FY-2017	FY-2018	FY-2019	FY-2020
AMOUNT	$675,258	$644,422	$571,432	$574,314	$547,473.78

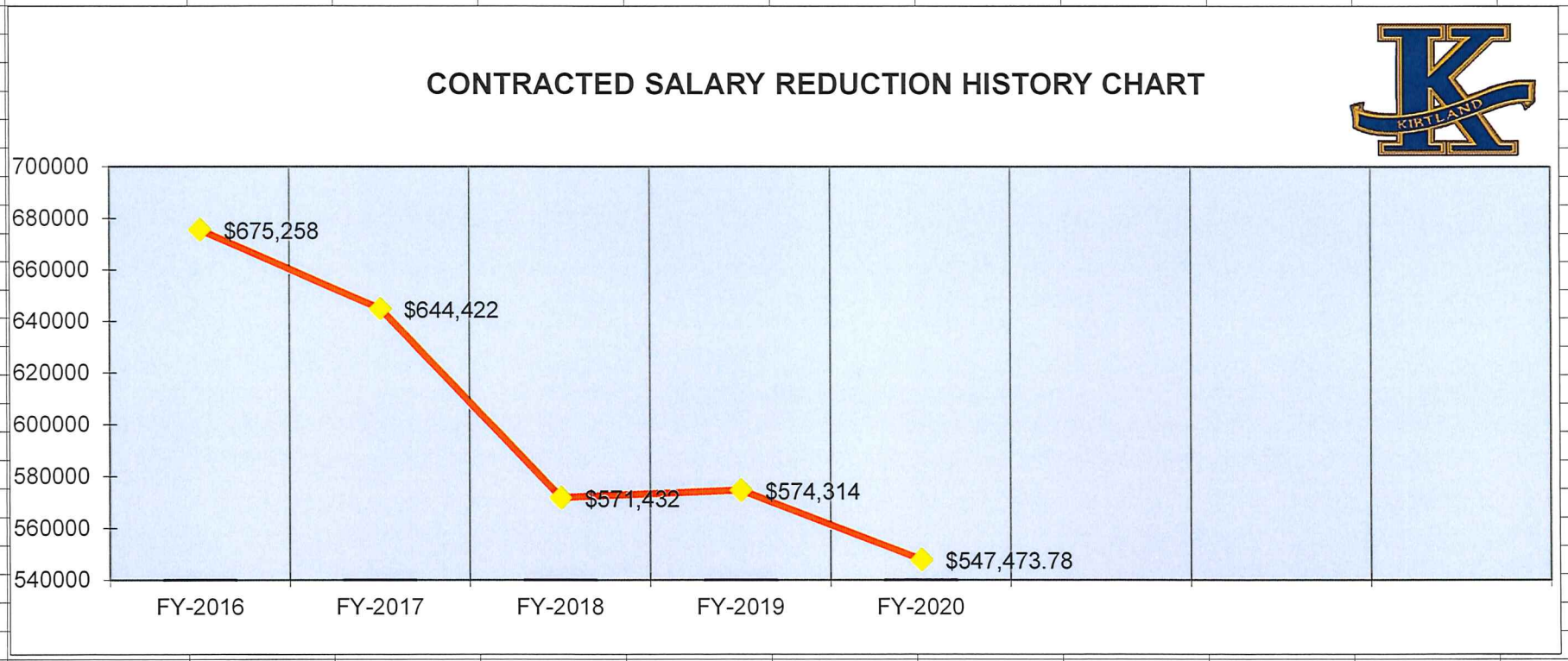

Contracted Salaries 2016	$675,258	
Contracted Salaries After 2016 & 2017 Reductions	$571,432	
Annual Savings After 2016 & 2017 Staff Reductions	**$103,826**	15%
FY - 2020 Contracted Salaries	$547,474	
Annual Savings to Date	**$127,784**	19%

U:_____Kirtland\2020\Kirtland\Tracking\DATA Custodial Comparision____2020 Kirtland Buildings & Grounds Contracted Salary Reduction History Chart

2020 KIRTLAND LOCAL SCHOOLS CUSTODIAL STAFFING

BUILDING	SQ.FT.	M/HRS	STAFF	SQ.FT. BLDG
Elementary School	84,333	24	3	28,111
Middle School	56,658	14.5	1.8125	31,260
High School	82,438	24	3	27,479
Transportation	1,000	0.5	0.0625	16,000
BOE	2,000	1	0.125	16,000
TRAN 4,154 (3,510)	4,612			
BOE 4,900 (1,900)	4,900			
MNT 5,550 (5,550)	5,550			
DISTRICT TOTAL SQ.FT.	238,491			

M/HRS DAILY 64 TOTAL 8

CLEANING TOTAL SQ.FT. 226,429 **AVG. SQ.FT. PER CUST. DAILY 28,304**

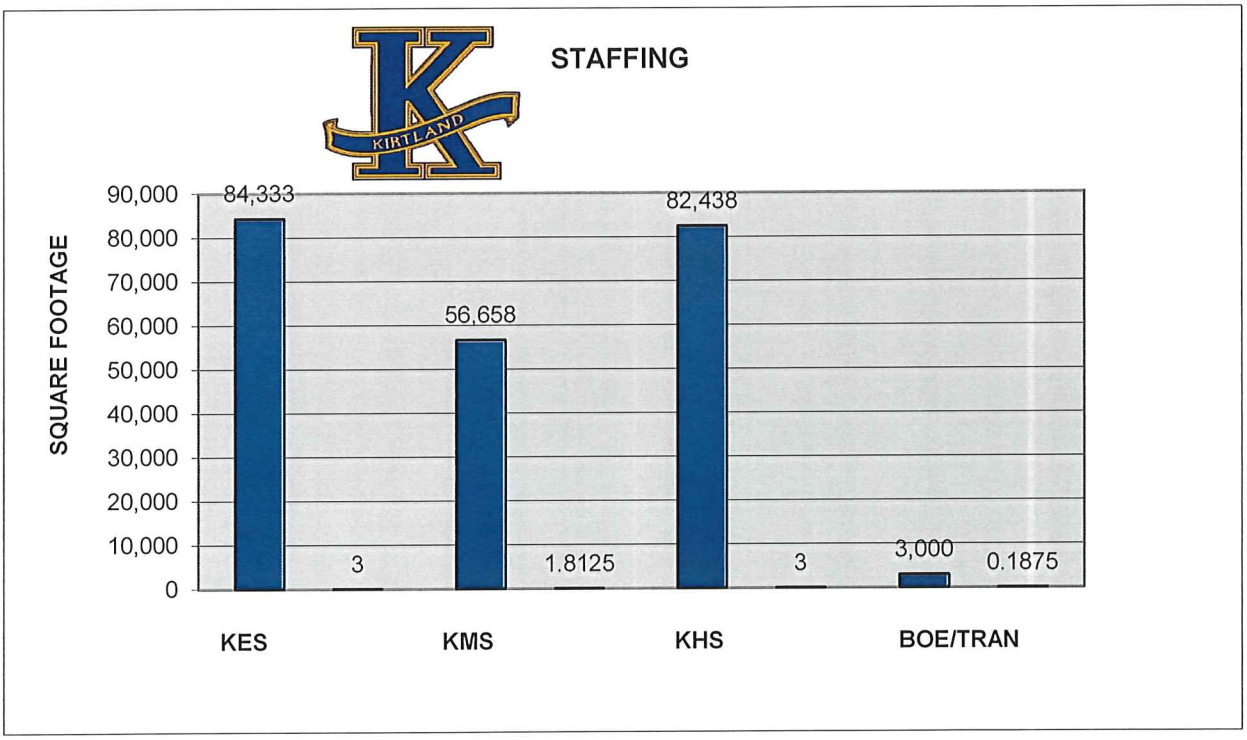

	SQ. FT. AVG.
National Average Source (American Schools & University)	**39,391**
Kirtland Local Schools Average	**28,304**
	-28.15%

U:_____Kirtland\2020\Kirtland\Tracking\DATA Custodial Comparision_____2020 Kirtland Custodial Staffing

KIRTLAND LOCAL SCHOOLS CUSTODIAL SQUARE FOOTAGE BY EMPLOYEE

			226429
KES	Pat DiCarlo		21921
	Gym	14,364	
	104, 106, 110, 112 Clinic, & Cust RM	7,557	
KES	Joe Ertter		29,540
	1st Floor	37,097	
KES	Alexis Davison		32872
	2nd Floor	32,872	
KMS	Jennifer Jernejcic		20966
	Gym & Misc.	17510	
	104 Kitchen & Dinning	2736	
	Main Foyer	720	
KMS	Shannon Boggs		30,265
	1st Floor	35,700	
	Science & Technology Wing	13,531	
	BOE	2,000	
KMS	Sara Bias		31153
	Basement	12,750	
	50,51,53,55,58,	8,208	
	KHS 60 & 66 Boys Locker RM	3120	
	KHS 68 & 69 Wrestling & Weight RM	6,075	
	Transportation	1,000	
KHS	Diane Kozjek		29229
	1st Floor	18,368	
	80, 85, 90, 92 Arts, Chorus, Band	6,444	
	Gym	4,417	
KHS	Jim Smith		30483
	2nd floor	20,480	
	100/A Kitchen & Dining	3,000	
	77 Girls locker Room	1,290	
	Trainer Room	1296	
	Gym	4,417	
	Agility RM & Restrooms	2,000	

Kirtland Local Schools 2020 Contracted Lawn Care Services Cost Comparison

Kirtland Existing Grounds Cost	$ 65,286.77
MNT-2/Athletic/Snow/Custodial Floater	$ 44,955.64
H & M Landscaping	$ 18,284.00
Fertilization/Weed Control	$ 1,350.00
Net Annual Savings	**$ 697.13**
Lawn Materials	$ 1,000.00
Equipment Repair Parts	$ 2,000.00
Existing Grounds Labor KLS	$ 56,586.77
Spring Services Land-Pro	$ 4,400.00
Fuel	$ 900.00
Expendables	$ 400.00
Fertilization/Weed Control	$ 1,350.00

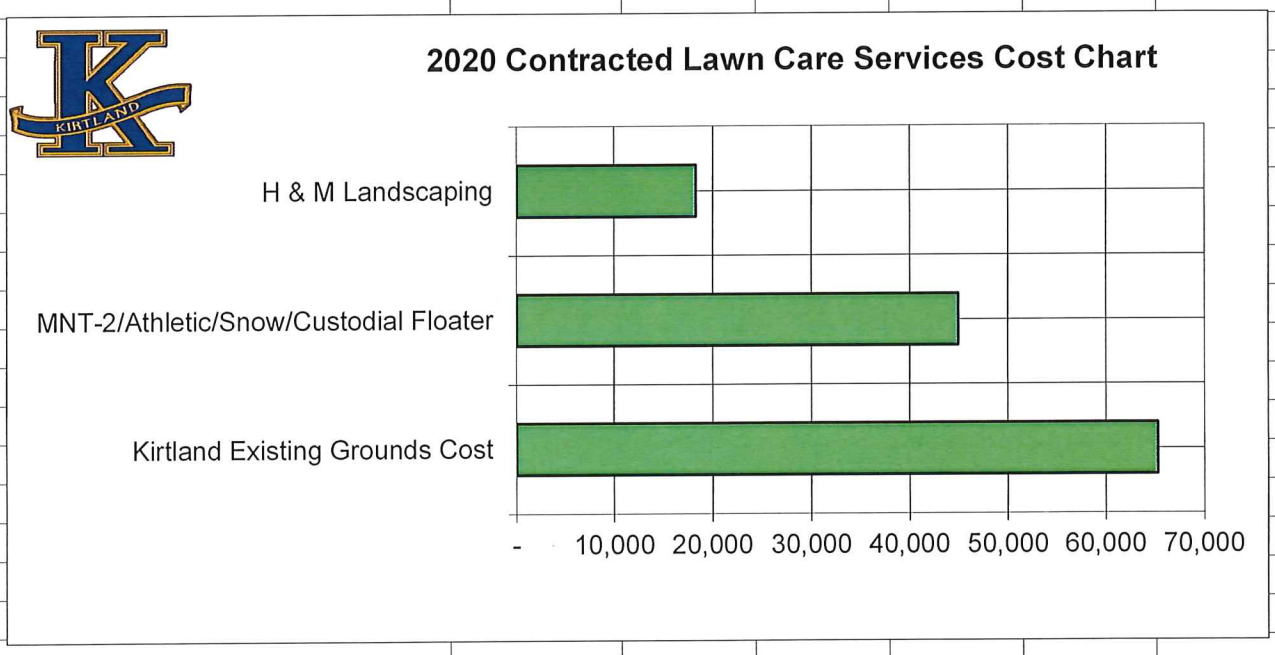

KIRTLAND DISTRICT ALL BUILDINGS SYSTEMS LIFE EXPECTANCY

Fiscal Year	Location or Building	Year Constructed	Gross Square Footage	Number of Stories	Replacement Cost Per Sq Ft.	Replacement Value
N/A	DISTRICT	1970	238491	2	$273.00	$65,108,043.00

Classification	Type	Typical Life Expectancy (Years)	Year Installed	Remaining Life Span (in Years)	Year Due	Approx. Dollar Value
Conveying Systems		40	N/A	#VALUE!	#VALUE!	$247,410.56
Electrical	Electrical Service & Distribution	50	N/A	#VALUE!	#VALUE!	$1,796,981.99
Electrical	Lighting & Branch Wiring	25	N/A	#VALUE!	#VALUE!	$3,939,036.60
Electrical Serv./Gen.	Special Electrical Systems	40	N/A	#VALUE!	#VALUE!	$1,742,836.43
Equipment		25	N/A	#VALUE!	#VALUE!	$0.00
Exterior Closure	Exterior Doors	25	N/A	#VALUE!	#VALUE!	$287,193.16
Exterior Closure	Exterior Walls	30	N/A	#VALUE!	#VALUE!	$4,876,592.42
Exterior Closure	Exterior Windows	30	N/A	#VALUE!	#VALUE!	$1,685,066.40
Fire Protection		30	N/A	#VALUE!	#VALUE!	$1,780,704.98
Foundations		50	N/A	#VALUE!	#VALUE!	$3,763,244.89
HVAC	Controls & Instrumentation	20	N/A	#VALUE!	#VALUE!	$1,624,445.67
HVAC	Distribution Systems	40	N/A	#VALUE!	#VALUE!	$3,418,172.26
HVAC	Special HVAC Systems & Equipment	30	N/A	#VALUE!	#VALUE!	$6,999,114.62
Interior Construction	Interior Doors	30	N/A	#VALUE!	#VALUE!	$1,123,017.02
Interior Construction	Partitions	50	N/A	#VALUE!	#VALUE!	$3,437,704.67
Interior Construction	Specialties	40	N/A	#VALUE!	#VALUE!	$1,917,032.26
Interior Finishes	Ceiling Finishes	25	N/A	#VALUE!	#VALUE!	$2,099,734.39
Interior Finishes	Floor Finishes	15	N/A	#VALUE!	#VALUE!	$3,654,230.91
Interior Finishes	Wall Finishes	25	N/A	#VALUE!	#VALUE!	$1,412,844.53
Plumbing	Plumbing Fixtures	30	N/A	#VALUE!	#VALUE!	$1,002,663.86
Plumbing	Domestic Water Distribution	30	N/A	#VALUE!	#VALUE!	$2,373,188.17
Roofing		30	N/A	#VALUE!	#VALUE!	$3,313,999.39
Site Electrical Utilities		30	N/A	#VALUE!	#VALUE!	$1,823,025.20
Site Improvements		25	N/A	#VALUE!	#VALUE!	$0.00
Site Utilities		40	N/A	#VALUE!	#VALUE!	$0.00
Superstructure		50	N/A	#VALUE!	#VALUE!	$10,788,402.73

KIRTLAND ELEMENTARY CENTRAL SCHOOL BUILDING SYSTEMS LIFE EXPECTANCY

Fiscal Year	Location or Building	Year Constructed	Gross Square Footage	Number of Stories	Replacement Cost Per Sq Ft.	Replacement Value
2020	KES Central	1920	56391	2	$273.00	$15,394,743.00

Classification	Type	Typical Life Expectancy (Years)	Year Installed	Remaining Life Span (in Years)	Year Due	Approx. Dollar Value
Conveying Systems		40	1990	10	2030	$58,500.02
Electrical	Electrical Service & Distribution	50	2007	37	2057	$424,894.91
Electrical	Lighting & Branch Wiring	25	2009	14	2034	$931,381.95
Electrical Serv./Gen.	Special Electrical Systems	40	2007	27	2047	$412,092.23
Equipment		25	2019	24	2044	$0.00
Exterior Closure	Exterior Doors	25	2009	14	2034	$67,906.58
Exterior Closure	Exterior Walls	30	2014	24	2044	$1,153,066.25
Exterior Closure	Exterior Windows	30	2000	10	2030	$398,432.56
Fire Protection		30	2009	19	2039	$421,046.22
Foundations		50	1920	-50	2020	$889,816.15
HVAC	Controls & Instrumentation	20	2017	17	2037	$384,098.84
HVAC	Distribution Systems	40	2009	29	2049	$808,224.01
HVAC	Special HVAC Systems & Equipment	30	2009	19	2039	$1,654,934.87
Interior Construction	Interior Doors	30	2000	10	2030	$265,536.45
Interior Construction	Partitions	50	2009	39	2059	$812,842.43
Interior Construction	Specialties	40	2009	29	2049	$453,280.69
Interior Finishes	Ceiling Finishes	25	2009	14	2034	$496,480.46
Interior Finishes	Floor Finishes	15	2009	4	2024	$864,039.88
Interior Finishes	Wall Finishes	25	2009	14	2034	$334,065.92
Plumbing	Plumbing Fixtures	30	2009	19	2039	$237,079.04
Plumbing	Domestic Water Distribution	30	1920	-70	2020	$561,138.38
Roofing		30	2009	19	2039	$783,592.42
Site Electrical Utilities		30	2007	17	2037	$431,052.80
Site Improvements		25	1920	-75	2020	$0.00
Site Utilities		40	1920	-60	2020	$0.00
Superstructure		50	1920	-50	2020	$2,550,908.92

KIRTLAND ELEMENTARY NORTH ADDITION AND GYM BUILDING SYSTEMS LIFE EXPECTANCY

Fiscal Year	Location or Building	Year Constructed	Gross Square Footage	Number of Stories	Replacement Cost Per Sq Ft.	Replacement Value
2020	KES North	2009	27942	2	$273.00	$7,628,166.00

Classification	Type	Typical Life Expectancy (Years)	Year Installed	Remaining Life Span (in Years)	Year Due	Approx. Dollar Value
Conveying Systems		40	1990	10	2030	$28,987.03
Electrical	Electrical Service & Distribution	50	2009	39	2059	$210,537.38
Electrical	Lighting & Branch Wiring	25	2009	14	2034	$461,504.04
Electrical Serv./Gen.	Special Electrical Systems	40	2009	29	2049	$204,193.60
Equipment		25	2009	14	2034	$0.00
Exterior Closure	Exterior Doors	25	2009	14	2034	$33,648.03
Exterior Closure	Exterior Walls	30	2009	19	2039	$571,349.63
Exterior Closure	Exterior Windows	30	2009	19	2039	$197,425.17
Fire Protection		30	2009	19	2039	$208,630.34
Foundations		50	2009	39	2059	$440,907.99
HVAC	Controls & Instrumentation	20	2017	17	2037	$190,322.74
HVAC	Distribution Systems	40	2009	29	2049	$400,478.72
HVAC	Special HVAC Systems & Equipment	30	2009	19	2039	$820,027.85
Interior Construction	Interior Doors	30	2009	19	2039	$131,574.53
Interior Construction	Partitions	50	2009	39	2059	$402,767.16
Interior Construction	Specialties	40	2009	29	2049	$224,602.67
Interior Finishes	Ceiling Finishes	25	2009	14	2034	$246,008.35
Interior Finishes	Floor Finishes	15	2009	4	2024	$428,135.74
Interior Finishes	Wall Finishes	25	2009	14	2034	$165,531.20
Plumbing	Plumbing Fixtures	30	2009	19	2039	$117,473.76
Plumbing	Domestic Water Distribution	30	2009	19	2039	$278,046.65
Roofing		30	2009	19	2039	$388,273.65
Site Electrical Utilities		30	2009	19	2039	$213,588.65
Site Improvements		25	2009	14	2034	$0.00
Site Utilities		40	2009	29	2049	$0.00
Superstructure		50	2009	39	2059	$1,263,987.11

KIRTLAND MIDDLE SCHOOL BUILDING SYSTEMS LIFE EXPECTANCY

Fiscal Year	Location or Building	Year Constructed	Gross Square Footage	Number of Stories	Replacement Cost Per Sq Ft.	Replacement Value
2020	KMS	1965	48450	2	$273.00	$13,226,850.00

Classification	Type	Typical Life Expectancy (Years)	Year Installed	Remaining Life Span (in Years)	Year Due	Approx. Dollar Value
Conveying Systems		40	2009	29	2049	$50,262.03
Electrical	Electrical Service & Distribution	50	2009	39	2059	$365,061.06
Electrical	Lighting & Branch Wiring	25	2009	14	2034	$800,224.43
Electrical Serv./Gen.	Special Electrical Systems	40	2007	27	2047	$354,061.26
Equipment		25	1965	-30	2020	$0.00
Exterior Closure	Exterior Doors	25	2009	14	2034	$58,343.96
Exterior Closure	Exterior Walls	30	2014	24	2044	$990,691.07
Exterior Closure	Exterior Windows	30	2009	19	2039	$342,325.15
Fire Protection		30	2007	17	2037	$361,754.35
Foundations		50	1965	-5	2020	$764,511.93
HVAC	Controls & Instrumentation	20	2017	17	2037	$330,009.91
HVAC	Distribution Systems	40	2009	29	2049	$694,409.63
HVAC	Special HVAC Systems & Equipment	30	2009	19	2039	$1,421,886.38
Interior Construction	Interior Doors	30	2018	28	2048	$228,143.51
Interior Construction	Partitions	50	1965	-5	2020	$698,377.68
Interior Construction	Specialties	40	2018	38	2058	$389,449.55
Interior Finishes	Ceiling Finishes	25	2018	23	2043	$426,565.91
Interior Finishes	Floor Finishes	15	2018	13	2033	$742,365.49
Interior Finishes	Wall Finishes	25	2018	23	2043	$287,022.65
Plumbing	Plumbing Fixtures	30	2009	19	2039	$203,693.49
Plumbing	Domestic Water Distribution	30	2009	19	2039	$482,118.68
Roofing		30	2017	27	2047	$673,246.67
Site Electrical Utilities		30	2007	17	2037	$370,351.80
Site Improvements		25	1965	-30	2020	$0.00
Site Utilities		40	1965	-15	2020	$0.00
Superstructure		50	1965	-5	2020	$2,191,689.05

KIRTLAND SCIENCE TECHNOLOGY WING BUILDING SYSTEMS LIFE EXPECTANCY

Fiscal Year	Location or Building	Year Constructed	Gross Square Footage	Number of Stories	Replacement Cost Per Sq Ft.	Replacement Value
2020	SCIENCE/TECH	2009	8208	1	$273.00	$2,240,784.00

Classification	Type	Typical Life Expectancy (Years)	Year Installed	Remaining Life Span (in Years)	Year Due	Approx. Dollar Value
Conveying Systems	N/A	40	2009	29	2049	$0.00
Electrical	Electrical Service & Distribution	50	2009	39	2059	$54,787.17
Electrical	Lighting & Branch Wiring	25	2009	14	2034	$125,259.83
Electrical Serv./Gen.	Special Electrical Systems	40	2009	29	2049	$45,599.95
Equipment		25	2009	14	2034	$0.00
Exterior Closure	Exterior Doors	25	2009	14	2034	$10,748.87
Exterior Closure	Exterior Walls	30	2009	19	2039	$203,799.30
Exterior Closure	Exterior Windows	30	2009	19	2039	$53,890.86
Fire Protection		30	2009	19	2039	$57,476.11
Foundations		50	2009	39	2059	$229,680.36
HVAC	Controls & Instrumentation	20	2017	17	2037	$48,176.86
HVAC	Distribution Systems	40	2009	29	2049	$113,159.59
HVAC	Special HVAC Systems & Equipment	30	2009	19	2039	$256,121.61
Interior Construction	Interior Doors	30	2009	19	2039	$36,564.75
Interior Construction	Partitions	50	2009	39	2059	$117,977.28
Interior Construction	Specialties	40	2009	29	2049	$59,674.08
Interior Finishes	Ceiling Finishes	25	2009	14	2034	$78,049.47
Interior Finishes	Floor Finishes	15	2009	4	2024	$122,122.73
Interior Finishes	Wall Finishes	25	2009	14	2034	$46,468.68
Plumbing	Plumbing Fixtures	30	2009	19	2039	$38,429.45
Plumbing	Domestic Water Distribution	30	2009	19	2039	$78,427.44
Roofing		30	2009	19	2039	$103,972.38
Site Electrical Utilities		30	2009	19	2039	$55,011.25
Site Improvements		25	2009	14	2034	$0.00
Site Utilities		40	2009	29	2049	$0.00
Superstructure		50	2009	39	2059	$305,418.86

KIRTLAND HIGH SCHOOL BUILDING SYSTEMS LIFE EXPECTANCY

Fiscal Year	Location or Building	Year Constructed	Gross Square Footage	Number of Stories	Replacement Cost Per Sq Ft.	Replacement Value
2020	KHS	1958	82438	2	$273.00	$22,505,574.00

Classification	Type	Typical Life Expectancy (Years)	Year Installed	Remaining Life Span (in Years)	Year Due	Approx. Dollar Value
Conveying Systems		40	1990	10	2030	$85,521.18
Electrical	Electrical Service & Distribution	50	2007	37	2057	$621,153.84
Electrical	Lighting & Branch Wiring	25	2009	14	2034	$1,361,587.23
Electrical Serv./Gen.	Special Electrical Systems	40	2018	38	2058	$602,437.62
Equipment		25	2016	21	2041	$0.00
Exterior Closure	Exterior Doors	25	2009	14	2034	$99,272.63
Exterior Closure	Exterior Walls	30	2014	24	2044	$1,685,667.49
Exterior Closure	Exterior Windows	30	2000	10	2030	$582,468.54
Fire Protection		30	2007	17	2037	$615,527.45
Foundations		50	1958	-12	2020	$1,300,822.18
HVAC	Controls & Instrumentation	20	2017	17	2037	$561,514.07
HVAC	Distribution Systems	40	2009	29	2049	$1,181,542.64
HVAC	Special HVAC Systems & Equipment	30	2009	19	2039	$2,419,349.21
Interior Construction	Interior Doors	30	2009	19	2039	$388,187.72
Interior Construction	Partitions	50	1958	-12	2020	$1,188,294.31
Interior Construction	Specialties	40	2016	36	2056	$662,651.02
Interior Finishes	Ceiling Finishes	25	2016	21	2041	$725,804.76
Interior Finishes	Floor Finishes	15	2016	11	2031	$1,263,139.86
Interior Finishes	Wall Finishes	25	2016	21	2041	$488,370.96
Plumbing	Plumbing Fixtures	30	2009	19	2039	$346,585.84
Plumbing	Domestic Water Distribution	30	1958	-32	2020	$820,328.17
Roofing		30	2017	27	2047	$1,145,533.72
Site Electrical Utilities		30	2007	17	2037	$630,156.07
Site Improvements		25	1958	-37	2020	$0.00
Site Utilities		40	1958	-22	2020	$0.00
Superstructure		50	1958	-12	2020	$3,729,173.61

BOARD OF EDUCATION BUILDING SYSTEMS LIFE EXPECTANCY

Fiscal Year	Location or Building	Year Constructed	Gross Square Footage	Number of Stories	Replacement Cost Per Sq Ft.	Replacement Value
2020	BOE	1956	10450	1	$273.00	$2,852,850.00

Classification	Type	Typical Life Expectancy (Years)	Year Installed	Remaining Life Span (in Years)	Year Due	Approx. Dollar Value
Conveying Systems		40	N/A	#VALUE!	#VALUE!	$0.00
Electrical	Electrical Service & Distribution	50	1995	25	2045	$69,752.18
Electrical	Lighting & Branch Wiring	25	2000	5	2025	$159,474.32
Electrical Serv./Gen.	Special Electrical Systems	40	2019	39	2059	$58,055.50
Equipment		25	2000	5	2025	$0.00
Exterior Closure	Exterior Doors	25	2000	5	2025	$13,684.90
Exterior Closure	Exterior Walls	30	2018	28	2048	$259,466.71
Exterior Closure	Exterior Windows	30	1995	5	2025	$68,611.04
Fire Protection		30	2019	29	2049	$73,175.60
Foundations		50	1995	25	2045	$292,417.13
HVAC	Controls & Instrumentation	20	2017	17	2037	$61,336.28
HVAC	Distribution Systems	40	2008	28	2048	$144,068.93
HVAC	Special HVAC Systems & Equipment	30	2008	18	2038	$326,080.76
Interior Construction	Interior Doors	30	1995	5	2025	$46,552.34
Interior Construction	Partitions	50	1995	25	2045	$150,202.55
Interior Construction	Specialties	40	1995	15	2035	$75,973.94
Interior Finishes	Ceiling Finishes	25	2000	5	2025	$99,368.54
Interior Finishes	Floor Finishes	15	2000	-5	2020	$155,480.33
Interior Finishes	Wall Finishes	25	2000	5	2025	$59,161.51
Plumbing	Plumbing Fixtures	30	2000	10	2030	$48,926.38
Plumbing	Domestic Water Distribution	30	2018	28	2048	$99,849.75
Roofing		30	1995	5	2025	$132,372.24
Site Electrical Utilities		30	1995	5	2025	$70,037.47
Site Improvements		25	1995	0	2020	$0.00
Site Utilities		40	1995	15	2035	$0.00
Superstructure		50	1956	-14	2020	$388,843.46

KIRTLAND TRANSPORTATION BUILDING SYSTEMS LIFE EXPECTANCY

Fiscal Year	Location or Building	Year Constructed	Gross Square Footage	Number of Stories	Replacement Cost Per Sq Ft.	Replacement Value
2020	TRN	1972	4612	2	$273.00	$1,259,076.00

Classification	Type	Typical Life Expectancy (Years)	Year Installed	Remaining Life Span (in Years)	Year Due	Approx. Dollar Value
Conveying Systems		40	1972	-8	2020	$4,784.49
Electrical	Electrical Service & Distribution	50	1972	2	2022	$34,750.50
Electrical	Lighting & Branch Wiring	25	2000	5	2025	$76,174.10
Electrical Serv./Gen.	Special Electrical Systems	40	2019	39	2059	$33,703.42
Equipment		25	1972	-23	2020	$0.00
Exterior Closure	Exterior Doors	25	2009	14	2034	$5,553.81
Exterior Closure	Exterior Walls	30	1972	-18	2020	$94,304.79
Exterior Closure	Exterior Windows	30	2009	19	2039	$32,586.25
Fire Protection		30	2019	29	2049	$34,435.73
Foundations		50	1972	2	2022	$72,774.59
HVAC	Controls & Instrumentation	20	2017	17	2037	$31,413.95
HVAC	Distribution Systems	40	1972	-8	2020	$66,101.49
HVAC	Special HVAC Systems & Equipment	30	1972	-18	2020	$135,350.67
Interior Construction	Interior Doors	30	1972	-18	2020	$21,717.19
Interior Construction	Partitions	50	1972	2	2022	$66,479.21
Interior Construction	Specialties	40	1972	-8	2020	$37,072.06
Interior Finishes	Ceiling Finishes	25	1972	-23	2020	$40,605.20
Interior Finishes	Floor Finishes	15	1972	-33	2020	$70,666.45
Interior Finishes	Wall Finishes	25	1972	-23	2020	$27,321.95
Plumbing	Plumbing Fixtures	30	1972	-18	2020	$19,389.77
Plumbing	Domestic Water Distribution	30	2020	30	2050	$45,893.32
Roofing		30	2017	27	2047	$64,086.97
Site Electrical Utilities		30	2007	17	2037	$35,254.13
Site Improvements		25	1972	-23	2020	$0.00
Site Utilities		40	1972	-8	2020	$0.00
Superstructure		50	1972	2	2022	$208,628.89

State of Ohio Summary of New Construction "Opinion of Probable Costs"

Per Square Foot of Floor Area / Baseline Region 0 (Central Ohio)

2019 Design Manual Update

Regions	Reg Modif Factor	ELEMENTARY SCHOOLS				MIDDLE SCHOOLS				HIGH SCHOOLS			
		1-400 Students 1-50,000 SF	401-600 Students 50,001-69,360 SF	601-865 Students 69,361-100,000 SF	866 Students and up 100,001 SF and up	1-450 Students 1-67,950 SF	451-650 Students 67,951-91,650 SF	651-709 Students 91,651-100,000 SF	710 Students and up 100,001 SF and up	1-598 Students 1-100,000 SF	599-800 Students 100,001-133,600 SF	801-1200 Students 133,601-200,400 SF	1201 Students and up 200,401 SF and up
0 - Central Ohio	**NC 100**												
Site		$24.10	$21.90	$21.03	$20.43	$24.53	$22.89	$22.88	$22.22	$23.29	$22.61	$25.55	$24.14
Basic Building		$206.09	$199.76	$191.36	$185.79	$206.31	$194.89	$194.33	$188.91	$206.66	$200.64	$193.34	$189.73
TOTAL		**$230.19**	**$221.66**	**$212.39**	**$206.22**	**$230.84**	**$217.78**	**$217.21**	**$211.13**	**$229.95**	**$223.25**	**$218.89**	**$213.87**
Non-Construction Costs		$37.06	$35.69	$34.20	$33.20	$37.17	$35.06	$34.97	$33.99	$37.02	$35.94	$35.24	$34.43
GRAND TOTAL		**$267.25**	**$257.35**	**$246.59**	**$239.42**	**$268.01**	**$252.84**	**$252.18**	**$245.12**	**$266.97**	**$259.19**	**$254.13**	**$248.30**
1 - Southwestern Ohio	**NC 96.66**												
Site		$23.30	$21.17	$20.33	$19.75	$23.71	$22.13	$22.12	$21.48	$22.51	$21.85	$24.70	$23.33
Basic Building		$199.21	$193.08	$184.97	$179.58	$199.42	$188.38	$187.84	$182.60	$199.76	$193.94	$186.89	$183.40
TOTAL		**$222.51**	**$214.25**	**$205.30**	**$199.33**	**$223.13**	**$210.51**	**$209.96**	**$204.08**	**$222.27**	**$215.79**	**$211.59**	**$206.73**
Non-Construction Costs		$35.82	$34.49	$33.05	$32.09	$35.92	$33.89	$33.80	$32.86	$35.79	$34.74	$34.06	$33.28
GRAND TOTAL		**$258.33**	**$248.74**	**$238.35**	**$231.42**	**$259.05**	**$244.40**	**$243.76**	**$236.94**	**$258.06**	**$250.53**	**$245.65**	**$240.01**
2 - West Central Ohio	**NC 98.22**												
Site		$23.67	$21.51	$20.66	$20.07	$24.09	$22.48	$22.47	$21.82	$22.88	$22.21	$25.10	$23.71
Basic Building		$202.42	$196.20	$187.96	$182.48	$202.64	$191.42	$190.87	$185.55	$202.98	$197.07	$189.90	$186.36
TOTAL		**$226.09**	**$217.71**	**$208.62**	**$202.55**	**$226.73**	**$213.90**	**$213.34**	**$207.37**	**$225.86**	**$219.28**	**$215.00**	**$210.07**
Non-Construction Costs		$36.40	$35.05	$33.59	$32.61	$36.50	$34.44	$34.35	$33.39	$36.36	$35.30	$34.61	$33.82
GRAND TOTAL		**$262.49**	**$252.76**	**$242.21**	**$235.16**	**$263.23**	**$248.34**	**$247.69**	**$240.76**	**$262.22**	**$254.58**	**$249.61**	**$243.89**
3 - Northwestern Ohio	**NC 104.97**												
Site		$25.30	$22.99	$22.08	$21.45	$25.75	$24.03	$24.02	$23.32	$24.45	$23.73	$26.82	$25.34
Basic Building		$216.33	$209.68	$200.87	$195.02	$216.57	$204.58	$203.99	$198.30	$216.93	$210.61	$202.95	$199.16
TOTAL		**$241.63**	**$232.67**	**$222.95**	**$216.47**	**$242.32**	**$228.61**	**$228.01**	**$221.62**	**$241.38**	**$234.34**	**$229.77**	**$224.50**
Non-Construction Costs		$38.90	$37.46	$35.89	$34.85	$39.01	$36.81	$36.71	$35.68	$38.86	$37.73	$36.99	$36.15
GRAND TOTAL		**$280.53**	**$270.13**	**$258.84**	**$251.32**	**$281.33**	**$265.42**	**$264.72**	**$257.30**	**$280.24**	**$272.07**	**$266.76**	**$260.65**
4 - North Central Ohio	**NC 100.42**												
Site		$24.20	$21.99	$21.12	$20.52	$24.63	$22.99	$22.98	$22.31	$23.39	$22.70	$25.66	$24.24
Basic Building		$206.96	$200.59	$192.17	$186.57	$207.18	$195.71	$195.15	$189.71	$207.53	$201.48	$194.16	$190.53
TOTAL		**$231.16**	**$222.58**	**$213.29**	**$207.09**	**$231.81**	**$218.70**	**$218.13**	**$212.02**	**$230.92**	**$224.18**	**$219.82**	**$214.77**
Non-Construction Costs		$37.22	$35.84	$34.34	$33.34	$37.32	$35.21	$35.12	$34.14	$37.18	$36.09	$35.39	$34.58
GRAND TOTAL		**$268.38**	**$258.42**	**$247.63**	**$240.43**	**$269.13**	**$253.91**	**$253.25**	**$246.16**	**$268.10**	**$260.27**	**$255.21**	**$249.35**
5 - South Central Ohio	**NC 101.63**												
Site		$24.49	$22.26	$21.37	$20.76	$24.93	$23.26	$23.25	$22.58	$23.67	$22.98	$25.97	$24.53
Basic Building		$209.45	$203.01	$194.48	$188.82	$209.68	$198.07	$197.50	$191.99	$210.03	$203.91	$196.49	$192.83
TOTAL		**$233.94**	**$225.27**	**$215.85**	**$209.58**	**$234.61**	**$221.33**	**$220.75**	**$214.57**	**$233.70**	**$226.89**	**$222.46**	**$217.36**
Non-Construction Costs		$37.66	$36.27	$34.75	$33.74	$37.77	$35.63	$35.54	$34.55	$37.63	$36.53	$35.82	$35.00
GRAND TOTAL		**$271.60**	**$261.54**	**$250.60**	**$243.32**	**$272.38**	**$256.96**	**$256.29**	**$249.12**	**$271.33**	**$263.42**	**$258.28**	**$252.36**
6 - Southeastern Ohio	**NC 101.86**												
Site		$24.55	$22.31	$21.42	$20.81	$24.99	$23.32	$23.31	$22.63	$23.72	$23.03	$26.03	$24.59
Basic Building		$209.92	$203.47	$194.92	$189.25	$210.15	$198.52	$197.95	$192.43	$210.50	$204.37	$196.94	$193.26
TOTAL		**$234.47**	**$225.78**	**$216.34**	**$210.06**	**$235.14**	**$221.84**	**$221.26**	**$215.06**	**$234.22**	**$227.40**	**$222.97**	**$217.85**
Non-Construction Costs		$37.75	$36.35	$34.83	$33.82	$37.86	$35.71	$35.62	$34.62	$37.71	$36.61	$35.90	$35.07
GRAND TOTAL		**$272.22**	**$262.13**	**$251.17**	**$243.88**	**$273.00**	**$257.55**	**$256.88**	**$249.68**	**$271.93**	**$264.01**	**$258.87**	**$252.92**
7 - East Central Ohio	**NC 101.41**												
Site		$24.44	$22.21	$21.33	$20.72	$24.88	$23.21	$23.20	$22.53	$23.62	$22.93	$25.91	$24.48
Basic Building		$209.00	$202.57	$194.06	$188.41	$209.22	$197.64	$197.07	$191.58	$209.57	$203.47	$196.07	$192.41
TOTAL		**$233.44**	**$224.78**	**$215.39**	**$209.13**	**$234.10**	**$220.85**	**$220.27**	**$214.11**	**$233.19**	**$226.40**	**$221.98**	**$216.89**
Non-Construction Costs		$37.58	$36.19	$34.68	$33.67	$37.69	$35.56	$35.46	$34.47	$37.54	$36.45	$35.74	$34.92
GRAND TOTAL		**$271.02**	**$260.97**	**$250.07**	**$242.80**	**$271.79**	**$256.41**	**$255.73**	**$248.58**	**$270.73**	**$262.85**	**$257.72**	**$251.81**
8 - Northeastern Ohio	**NC 104.88**												
Site		$25.28	$22.97	$22.06	$21.43	$25.73	$24.01	$24.00	$23.30	$24.43	$23.71	$26.80	$25.32
Basic Building		$216.15	$209.50	$200.70	$194.86	$216.38	$204.40	$203.82	$198.13	$216.75	$210.43	$202.78	$198.99
TOTAL		**$241.43**	**$232.47**	**$222.76**	**$216.29**	**$242.11**	**$228.41**	**$227.82**	**$221.43**	**$241.18**	**$234.14**	**$229.58**	**$224.31**
Non-Construction Costs		$38.87	$37.43	$35.86	$34.82	$38.98	$36.77	$36.68	$35.65	$38.83	$37.70	$36.96	$36.11
GRAND TOTAL		**$280.30**	**$269.90**	**$258.62**	**$251.11**	**$281.09**	**$265.18**	**$264.50**	**$257.08**	**$280.01**	**$271.84**	**$266.54**	**$260.42**

KIRTLAND FY 2021 FACILITY OPERATIONAL IMPROVEMENT TRACKING

	A B C D	E	F G H I	J	K L M N	O	P Q R S	T	U V W X	Y	Z A A A	AD	A A A A	AI
1		Year		Category		Descripton		Area		Status		Value		
2		2021		2		Doors/Hardware/Security		DST		Tentative		$ 10,000.00		
3		2021		1		Con/Site/STF/W-Intrusion		DST		Tentative		$ 5,000.00		
4		2021		5		PES Classroom renovations 221, 222, 223, & 224		KES		Schedule		60,000.00		
5		2021		5		Ohio Desk		KES		Schedule				$ -
6		2021		5		Virco Desks		KES		Schedule				
7		2021		5		Mentor Blinds		KES		Schedule				
8		2021		1		Line Striping		SITE		Scheduled		$ 2,200.00		
9		2021		1		KMS Gym Doors		KMS		Schedule		$ 25,000.00		
10		2021		2		KMS Entry Carpet		KMS		Schedule		$ 5,000.00		
11		2021		1		KES Art room 210 Flooring		KES		Schedule		$ 15,000.00		
12		2021		1 & 2		Football Field Time Clocks		DST		Schedule		$ 2,700.00		
13		2021		4		KMS Dock Brick		KMS		Schedule		$ 1,000.00		
14		2021		3		KMS Restrooms		KMS		Schedule		$ 100,000.00		
15		2021												
16		2021												
17		2021												
18		2021												
19		2021												
20		2021												
21		2021		4		Surveillance/Access Control				Schedule		$ 20,000.00		
22														
23														
24														
25														
26														
27		30-Jun-21						FY2021 CR & PI Total Only				$ 245,900.00		

Kirtland FY 2017 Facility Operational Improvement Tracking

	A B C D	E	F G H I	J	K L M N	O	P Q R S	T	U V W X	Y	Z A A A	AD
1		Year		Category		Descripton		Area		Status		Value
2												
3		2016		3		ADA OCR Fully Implemented The Agreement		DST		Complete		$ 3,000.00
4		2016		3		ADA OCR Medical Chair Lifts		DST		Complete		$ 5,943.72
5		2016		3		Arc Flash Study & Labeling		DST		Complete		$ 7,500.00
6		2016		4		2016 Ford F-250 4X4 Truck w/Boss Plow		DST		Complete		$ 32,781.30
7		2016		4		BAS (Building Automation System) Upgrade		DST		Complete		$ 35,269.00
8		2016		4		RBI Boiler Plant Integration		DST		Complete		$ 8,600.00
9		2016		1 & 2		Surveillance/Access Control		DST		Complete		$ 15,276.58
10		2017		1		Concrete Repairs STF		DST		Complete		$ 9,695.00
11		2017		1		Electrical Distribution		KES		Complete		$ 2,918.00
12		2017		1		FE-36 Clean Agent Qty6		DST		Complete		$ 2,584.00
13		2017		1		Fire Alarm System Transportation & BOE		TRN		Complete		$ 20,205.95
14		2017		1		FM-200 System		KES		Complete		$ 15,528.00
15		2017		1		KES Concrete/Gutter Trench		KES		Complete		$ 9,900.00
16		2017		1		Radio's Secure Admin Channel		DST		Complete		$ 5,300.00
17		2017		1		Signage(Slow Children at Play) (Speed Limit 10)		DST		Complete		$ 1,424.70
18		2017		1		Stadium Light Poles		KHS		Complete		$ 9,240.00
19		2017		2		Music D24, Latchkey D25, New D26		KES		Complete		$ 4,990.00
20		2017		4		Brick Repairs KMS Loading Platform		KMS		Complete		$ 2,500.00
21		2017		4		District Painting Gaslines,Fence,PB,Admin,etc.		DST		Complete		$ 10,000.00
22		2017		4		Roof Replacement KHS		KHS		Complete		$ 64,733.72
23		2017		4		Roof Replacement KMS		KMS		Complete		$ 102,055.07
24		2017		4		Roof Replacement Transportation		TRN		Complete		$ 20,171.00
25		2017		5		BOE Office Modification		BOE		Complete		$ 5,750.00
26		2017		4 & 5		Classroom Renovation Carpet		KMS		Complete		$ 7,522.00
27		2017		4 & 5		Classroom Renovation Ceiling Tiles, Paint , Ohio D		KMS		Complete		$ 13,655.06
28		2017		4 & 5		Classroom Renovation Desks/Chairs/Boards		KMS		Complete		$ 28,047.94
29		2017		4 & 5		Classroom Renovation Window Covering		KMS		Complete		$ 775.00
30												
31		30-Jun-17						FY2017 CR & PI Total Only				$ 425,557.34

1 Safety
2 Security
3 Compliance
4 Life Cycle Replacement
5 Inside Learning Environment

Kirtland FY 2018 Facility Operational Improvement Tracking

	E	J	O	T	Y	AD	AJ
1	Year	Category	Descripton	Area	Status	Value	
2	2017	1	Bleachers Repairs	KHS	Complete	$ 38,407.00	
3	2017	1	District REX Emergency Override	DST	Complete	$ 1,623.13	$ 38,682.08
4	2017	1	KES 180 Camera Front Drop Off & Playground	KES	Complete	$ 2,764.21	
5	2017	1	Sunoco Boundary Boulders	KES	Complete	$ 3,285.00	
6	2017	2	Agility Room Cameras	KHS	Complete	$ 3,914.19	
7	2017	2	Intercom	BOE	Complete	$ 768.88	
8	2017	2	KES-117 Wellness Access Control	KES	Complete	$ 2,964.28	
9	2018	2	TRN Access Control	TRN	Complete	$ 2,969.16	
10	2018	2	BOE Cameras	TRN	Complete	$ 6,411.80	
11	2018	4	M-Office North replacement Camera	KMS	Complete	$ 766.10	
12	2017	2	Weight Room Access Control to Agility Room	KHS	Complete	$ 6,738.99	
13	2017	4	KES Camera Replacement 119-124 South hall	KES	Complete	$ 766.10	
14	2017	4	KES Camera Replacement Bus Door Drop Off	KES	Complete	$ 766.10	
15	2017	4	KHS Camera Replacement 116 North hall	KHS	Complete	$ 766.10	
16	2018	1	AED Cabinets & Signage	DST	Complete	$ 603.70	
17	2018	1	Badge System w/Swipe and Show	DST	Complete	$ 3,184.75	
18	2018	1	Bleachers Aisle Safety Rails	SITE	Defered	$ -	
19	2018	1	Exterior Envelope Re-Key	DST	Complete	$ 5,995.27	
20	2018	1	Line Striping	SITE	Defered	$ -	
21	2018	1	NSS 1503 Compact Floor Machine	DST	Complete	$ 3,124.95	
22	2018	1	Barracade All Classrooms	DST	Complete	$ 6,300.00	
23	2018	1	Track Repairs	SITE	Complete	$ 6,375.00	
24	2018	4	Carpet Extractor	DST	Complete	$ 8,732.83	
25	2018	4	MS Mill & Fill Section	SITE	Defered	$ -	
26	2018	4	Sealcoating	SITE	Defered	$ -	
27	2018	5	Classroom Fans	DST	Complete	$ 3,500.00	
28	2018	5	Classroom Renovation-Phase 2	KMS	Complete	$ 100,000.00	
29	2018	1 & 4	Catch Basins 5	SITE	Defered	$ -	
30	2018	1 & 5	D1, 19, & 34 Flooring	DST	Complete	$ 11,506.00	
31	2018	2	Access Readers	DST	Complete	$ 1,900.00	
32	2018	2	Badge Printer	DST	Complete	$ 2,378.29	
33							
34	30-Jun-18			FY2018 CR & PI Total Only		$ 226,511.83	

1 Safety
2 Security
3 Compliance
4 Life Cycle Replacement
5 Inside Learning Environment

Kirtland FY 2019 Facility Operational Improvement Tracking

	E	J	O	T	Y	AD	AJ
1	Year	Category	Descripton	Area	Status	Value	
2							
3							
4	2018	1	ES Playground Fence Roller Gate	SITE	Complete	$ 2,150.00	
5	2018	1	ES NW 100LF Concretre Grinding	SITE	Complete	$ 1,390.00	
6	2018	4	HS Kitchen Hood Exhaust	KHS	Complete	$ 2,349.80	
7	2018	2	Survailliance Latch key ext camera replacement	SITE	Complete	$ 937.80	$ 49,043.02
8	2018	2	Access Control replacement AMAG boards ES11	KES	Complete	$ 709.89	
9	2018	2	Access Control 2nd floor intercomm controller	BOE	Complete	$ 1,357.41	
10	2018	1	MARCS Radio	BOE	Complete	$ 3,210.07	
11	2018	1 & 2	Safety Signage	DST	Complete	$ 879.60	
12	2018	2	H-LGI Survailliance replacement	DST	Complete	$ 766.10	
13	2018	2	Survailliance KMS Ext camera replacement	KMS	Complete	$ 3,489.71	
14	2019	2	KMS secure entry access control vestibule	KMS	Scheduled	$ 3,808.18	
15	2018	4	Hydronic Wetend SHWP	KMS	Complete	$ 1,948.00	
16	2018	4	Hydronic Wetend SHWP	KHS	Complete	$ 2,300.00	
17	2019	2	Intrusion System BOE	BOE	Complete	$ 4,276.00	
18	2019	2	Intrusion System Transportation	TRN	Complete	$ 1,993.00	
19	2019	1	Con/Site/STF/W-Intrusion	DST	Tentative	$ -	
20	2019	2	Doors/Hardware/Security	DST	Tentative	$ -	
21	2019	5	KES Classroom Renovation-Phase 1 CARPET	DST	Complete	$ 18,131.95	
22	2019	1 & 2	KHS/KMS Secure Entry Renovation	DST	Complete	$ 160,000.00	
23	2019	3	Asbestos Survey	Campus	Complete	$ 1,980.00	$ 8,290.00
24	2019	4	Zero Turn (Order in February 2019)	DST	Complete	$ 11,427.00	
25	2019	1 & 4	Catch Basins 5	SITE	Complete	$ 13,325.00	
26	2019	4	MS Mill & Fill Section	SITE	Complete	$ 32,000.00	
27	2019					$ -	
28	2019	1	Bleachers Aisle Safety Rails	SITE	Complete	$ 19,950.00	
29	2019	4	Sealcoating	SITE	Complete	$ 26,781.60	$ 20,038.91
30	2019	4	Science & ES Coils, Damper, & KHS Boiler	KMS/KHS	Complete	$ 5,430.91	
31	2019	4	ES Heating Hydronic Line repairs	KES	Complete	$ 9,075.00	
32	2019	4	BOE Window	BOE	Complete	$ 933.00	
33	2019	1	PA System / Strobe Lights	DST	Complete	$ 11,134.94	
34	2018	4	IT Core UPS Batteries	DST	Complete	$ 6,995.00	

1 Safety
2 Security
3 Compliance
4 Life Cycle Replacement
5 Inside Learning Environment

Kirtland FY 2019 Facility Operational Improvement Tracking

	E	J	O	T	Y	AD	AJ
35	2019	4	Amag Controller	KMS	Complete	$ 2,069.50	
36	2019	4	ES camera replacement E111 & E114	KES	Complete	$ 1,659.88	
37	2019	4	MS & ES Cameras	KES/KMS	Complete	$ 4,242.65	
38	2019	1 & 2	Raptor Identifier	Campus	Complete	$ 5,475.00	
39	2019	4	Survailliance KMS Ext Dock camera replacement	KMS	Complete	$ 2,307.29	
40	2019	5	Target AC Units ES203, M108 & 110, KHS Nest	Campus	Complete	$ 4,600.00	
41	2019	1	Radon Testing	Campus	Complete	$ 6,310.00	
42	30-Jun-19			FY2019 CR & PI Total Only		$ 375,394.28	

1 Safety
2 Security
3 Compliance
4 Life Cycle Replacement
5 Inside Learning Environment

Kirtland FY 2020 Facility Operational Improvement Tracking

	E	J	O	T	Y	AD	AI
1	Year	Category	Descripton	Area	Status	Value	
2	2020	2	Doors/Hardware/Security	DST	Tentative	$ 4,878.65	
3	2020	1	Con/Site/STF/W-Intrusion	DST	Tentative	$ 5,000.00	
4	2020	5	KES Classroom Renovations	KES	Compete	>>>>>>>>>>>>>>>	$ 89,347.82
5	2020	5	Ohio Desk	KES	Compete	$ 18,428.64	
6	2020	5	Virco Desks	KES	Compete	$ 65,414.18	
7	2020	5	Mentor Blinds	KES	Compete	$ 5,505.00	
8	2020	4	KM-2 F-350 Dump Truck (Order May 2019)	DST	Compete	$ 61,231.63	
9	2019	1	Elevator Control Valve HS (March 16 - 20th)	KHS	Scheduled	$ 7,365.00	
10	2020	1 & 2	Campus Zoning (ES Atrium, MS, & HS)	DST	Compete	$ 96,700.00	
11	2019	1	Repeater	DST	Compete	$ 5,223.00	
12	2020	1	Safewalkway	DST	Compete	$ 25,000.00	
13	2019	1 & 2	MS Entry	KMS	Compete	$ 5,000.00	
14	2020	5	HS Media Ctr Maker Space	KHS	Compete	$ 11,100.26	
15	2020	4	Floor Machine	KES	Compete	$ 5,330.00	
16	2020	4	Server Room MDF HVAC	KES	Compete	$ 2,477.00	
17	2020	1 & 2	Surveillance/Access Control		Compete	>>>>>>>>>>>>>	$ 18,817.52
18	2020	1 & 2	Camera replacement Science & Thec Wing	KMS	Compete	$ 996.40	
19	2020	1 & 2	Data Drops Nest STEM Equipment	KHS	Compete	$ 750.00	
20	2020	1 & 2	3 Axis M3046-V Cameras	KES	Compete	$ 2,752.19	
21	2020	1 & 2	ES Gym rear door access control mag/reader/rex	KES	Compete	$ 3,112.93	
22	2020	1 & 2	IP Bases Intercom HS/Es Sec & Prinicipals 6 door	DST	Compete	$ 11,206.00	
23	2020	1 & 5	IAQ Air Sampling	DST	Compete	$ 3,175.00	
24	2020	1	Line Striping	SITE	Compete	$ 2,100.00	
25	2020	1	KES HTWS Repair	KES	Compete	$ 5,650.00	
26	2020	2	Fence Repair	Site	Compete	$ 575.00	
27	2020	4 & 5	Unit Ventilators	Campus	Compete	$ 2,583.72	
28							
29							
30							
31	30-Jun-20			FY2020 CR & PI Total Only		$ 351,554.60	

1 Safety
2 Security
3 Compliance
4 Life Cycle Replacement
5 Inside Learning Environment

Kirtland Local Schools Facility Capital Improvement Schedule

FY 2017 (July 1, 2016 to June 30, 2017)

17	Doors/Hardware/Security	$ 4,990.00
17	District Painting	$ 10,000.00
17	Concrete/STF	$ 9,695.00
17	KMS Classroom Renovations	$ 50,000.00
16	2016 Ford F-250 4X4	$ 32,781.30
16	BAS Upgrade	$ 35,269.00
16	RBI Boiler Plant Integration	$ 8,600.00
17	KES Concrete/Gutter Trench	$ 9,900.00
17	Fire Alarm BOE/TRN	$ 20,205.95
17	KMS/KHS/TRAN Roofs	$ 186,959.79
17	Brick Repairs KMS LD	$ 2,500.00
17	FM-200 System	$ 15,528.00
17	Stadium Light Poles	$ 9,240.00
17	Electrical Distribution	$ 2,918.00
17	BOE Office Modification	$ 5,750.00
16	ADA OCR Full Compliance	$ 5,943.72
		$ -
16	Surveillance/Access Control	$ 15,276.58

Summer of 2017 Total **$425,557.34**

FY 2018 (July 1, 2017 to June 30, 2018)

18	Exterior Envelope Re-Key	$ 5,995.27
18	Classroom Fans	$ 3,500.00
18	Barricade All Classrooms	$ 6,300.00
18	KMS Classroom Renovations	$ 100,000.00
18	Track Repairs	$ 6,375.00
18	Carpet Extractor	$ 8,732.83
18	NSS 1503 Compact Floor Mach	$ 3,124.95
18	AED Cabinets & Signage	$ 603.70
9/7	Bleachers Repairs	$ 38,407.00
9/7	Sunoco Boundary	$ 3,285.00
19	Catch Basins 5	$ -
19	MS Mill & Fill Section	$ -
19	Line Striping	$ -
19	Bleachers Aisle Safety Rails	$ -
19	Sealcoating	$ -
19	D1, 19, & 34 Flooring	$ 11,506.00
		$ -
18	Surveillance/Access Control	$ 38,682.08

Summer of 2018 Total: **$226,511.83**

FY 2019 (July 1, 2018 to June 30, 2019)

19	ES Playground Roller Gate	$ 2,150.00
19	ES NW Concretre Grinding	$ 1,390.00
19	HS Kitchen Hood Exhaust	$ 2,349.80
19	Hydronic Wetend SHWP	$ 1,948.00
19	Hydronic Wetend SHWP	$ 2,300.00
19	Intrusion System BOE	$ 4,276.00
19	Intrusion System TRN	$ 1,993.00
19/6	KES Classroom Renovations	$ 18,131.95
19/6	KHS/KMS Secure Entry Renoval	$ 160,000.00
19	Zero Turn	$ 11,427.00
19/6	Catch Basins 5	$ 13,325.00
19/6	MS Mill & Fill Section	$ 32,000.00
		$ -
19/6	Bleachers Aisle Safety Rails	$ 19,950.00
19/6	Sealcoating	$ 26,781.60
19/6	HT Coils/Boiler,Window & AC U	$ 20,038.91
19	Radon & Asbestos Survey	$ 8,290.00
18	Surveillance/Access Control/IT	$ 49,043.02

Summer of 2019 Total: **$375,394.28**

FY 2020 (July 1, 2019 to June 30, 2020)

20	Doors/Hardware/Security	$ 4,878.65
20	Con/Site/STF/W-Intrusion	$ 5,000.00
19/7	KES Classrooms Renovation	$ 89,347.82
20	KM -2 F-350 Dump Truck	$ 61,231.63
20	Elevator Control Valve HS	$ 7,365.00
19/7	Campus Zoning	$ 96,700.00
20	Repeater	$ 5,223.00
19/7	Safe walkway	$ 25,000.00
19/7	MS Entry Window	$ 5,000.00
19/7	HS Media Ctr Maker Space	$ 11,100.26
20	Floor Machine	$ 5,330.00
20	Server Room MDF HVAC	$ 2,477.00
20	IAQ Air Sampling	$ 3,175.00
19/7	Unit Ventilators	$ 2,583.72
20	Line Striping	$ 2,100.00
20	KES HTWS Repair	$ 5,650.00
20	Fence Repair	$ 575.00
20	Surveillance/Access Control/IT	$ 18,817.52

Summer of 2020 Total: **$351,554.60**

FY 2021 (July 1, 2020 to June 30, 2021)

21	Doors/Hardware/Security	$ 10,000.00
21	Con/Site/STF/W-Intrusion	$ 5,000.00
21	KES Classroom Renovations	$ 60,000.00
21	KMS Gym Doors	$ 25,000.00
21	KMS Entry Carpet	$ 5,000.00
21	KES Art room 210 Flooring	$ 15,000.00
20/7	Line Striping	$ 2,200.00
20/7	KMS Dock Brick	$ 1,000.00
21	Football Field Time Clocks	$ 2,700.00
21	KMS Restroom	$ 100,000.00
		$ -
		$ -
		$ -
		$ -
		$ -
		$ -
21	Surveillance/Access Control	$ 20,000.00

Summer of 2021 Total: **$ 245,900.00**

FY 2022 (July 1, 2022 to June 30, 2022)

22	Doors/Hardware/Security	$ 10,000.00
22	Con/Site/STF/W-Intrusion	$ 5,000.00
22	KHS Ceiling Tiles	$ 45,000.00
22	KHS Painting Grid & Halls	$ 49,000.00
22	KHS Restrooms	$ 49,000.00
22	District Signage	$ 15,000.00
22	Fencing	$ 7,500.00
22	KHS Locker room Floor	$ 49,000.00
		$ -
		$ -
		$ -
22	Line Striping	$ 2,200.00
22	Surveillance/Access Control	$ 20,000.00

Summer of 2022 Total: **$251,700.00**

FY 2023 (July 1, 2022 to June 30, 2023)

23	Doors/Hardware/Security	$ 10,000.00
23	Con/Site/STF/W-Intrusion	$ 5,000.00
23	KMS Ceiling Tiles	$ 45,000.00
23	KMS Painting Grid & Halls	$ 49,000.00
23	KMS Restrooms	$ 49,000.00
23	Sealcoating	$ 30,000.00
23	Line Striping	$ 2,200.00
23	LED Lighting	$ 125,000.00
		$ -
		$ -
		$ -
		$ -
23	Surveillance/Access Control	$ 20,000.00

Summer of 2023 Total: **$335,200.00**

FY 2024 (July 1, 2023 to June 30, 2024)

24	Doors/Hardware/Security	$ 10,000.00
24	Con/Site/STF/W-Intrusion	$ 5,000.00
24	KES Ceiling Tiles	$ 15,000.00
24	KES Painting Grid & Halls	$ 20,000.00
24	KES Restrooms	$ 49,000.00
24	Playground Re-Surfacing	$ 90,000.00
24	ES Hall Flooring	$ 49,000.00
24	Line Striping	$ 2,200.00
		$ -
		$ -
		$ -
		$ -
24	Surveillance/Access Control	$ 20,000.00

Summer of 2024 Total: **$260,200.00**

FY 2025 (July 1, 2024 to June 30, 2025)

25	Doors/Hardware/Security	$ 10,000.00
25	Con/Site/STF/W-Intrusion	$ 5,000.00
25	KES Ceiling Tiles	$ 15,000.00
25	BOE Flooring	$ 20,000.00
25	Hornet Hall Flooring	$ 25,000.00
25	Stage Curtain	$ 15,000.00
25	MNT Section Roof	$ 30,000.00
25	BOE Restroom Renovations	$ 20,000.00
25	Line Striping	$ 2,200.00
25	Painting BOE Interior	$ 10,000.00
		$ -
25	Surveillance/Access Control	$ 20,000.00

Summer of 2025 Total: **$172,200.00**

FY 2026 (July 1, 2025 to June 30, 2026)

26	Doors/Hardware/Security	$ 10,000.00
26	District Painting	$ 10,000.00
26	Con/Site/STF/W-Intrusion	$ 10,000.00
26	Pavilion Pavement ES	$ 60,000.00
26	Stadium/Track/Field/Bleachers	$ -
26	Fire Alarm Peripherals	$ -
26	Elevators	$ -
26	Mosaic Tile	$ 40,000.00
26	Electrical Distribution	$ 50,000.00
26	Glazing	$ 50,000.00
26	Masonry Tuckpointing	$ -
		$ -
26	Surveillance/Access Control	$ 20,000.00

Summer of 2026 Total: **$ 250,000.00**

2/23/2020U:_____Kirtland\2020\Kirtland\Tracking\Capital Projects__2020 Capital Improvment Summary

PI= $ 253,624.00
CR= $ 160,000.00

Completed	$1,379,018.0
2021 - 2026	$1,515,200.0

Capital Improvement Schedule

3 to June 30, 2019)			FY 2020 (July 1, 2019 to June 30, 2020)			FY 2021 (July 1, 2020 to June 30, 2021)		
Gate	$	2,150.00	20	Doors/Hardware/Security	$ 4,878.65	21	Doors/Hardware/Security	$ 10,000.00
ding	$	1,390.00	20	Con/Site/STF/W-Intrusion	$ 5,000.00	21	Con/Site/STF/W-Intrusion	$ 5,000.00
aust	$	2,349.80	19/7	KES Classrooms Renovation	$ 89,347.82	21	KES Classroom Renovations	$ 60,000.00
VP	$	1,948.00	20	KM -2 F-350 Dump Truck	$ 61,231.63	21	KMS Gym Doors	$ 25,000.00
VP	$	2,300.00	20	Elevator Control Valve HS	$ 7,365.00	21	KMS Entry Carpet	$ 5,000.00
	$	4,276.00	19/7	Campus Zoning	$ 96,700.00	21	KES Art room 210 Flooring	$ 15,000.00
	$	1,993.00	20	Repeater	$ 5,223.00	20/7	Line Striping	$ 2,200.00
vations	$	18,131.95	19/7	Safe walkway	$ 25,000.00	20/7	KMS Dock Brick	$ 1,000.00
y Renoval	$	160,000.00	19/7	MS Entry Window	$ 5,000.00	21	Football Field Time Clocks	$ 2,700.00
	$	11,427.00	19/7	HS Media Ctr Maker Space	$ 11,100.26	21	KMS Restroom	$ 100,000.00
	$	13,325.00	20	Floor Machine	$ 5,330.00			$ -
	$	32,000.00	20	Server Room MDF HVAC	$ 2,477.00			$ -
	$	-	20	IAQ Air Sampling	$ 3,175.00			$ -
Rails	$	19,950.00	19/7	Unit Ventilators	$ 2,583.72			$ -
	$	26,781.60	20	Line Striping	$ 2,100.00			$ -
w & AC U'	$	20,038.91	20	KES HTWS Repair	$ 5,650.00			$ -
vey	$	8,290.00	20	Fence Repair	$ 575.00			$ -
ontrol/IT	$	49,043.02	20	Surveillance/Access Control/IT	$ 18,817.52	21	Surveillance/Access Control	$ 20,000.00
al:		$375,394.28		Summer of 2020 Total:	$351,554.60		Summer of 2021 Total:	$ 245,900.00

to June 30, 2024)			FY 2025 (July 1, 2024 to June 30, 2025)			FY 2026 (July 1, 2025 to June 30, 2026)		
ity	$	10,000.00	25	Doors/Hardware/Security	$ 10,000.00	26	Doors/Hardware/Security	$ 10,000.00
ion	$	5,000.00	25	Con/Site/STF/W-Intrusion	$ 5,000.00	26	District Painting	$ 10,000.00
	$	15,000.00	25	KES Ceiling Tiles	$ 15,000.00	26	Con/Site/STF/W-Intrusion	$ 10,000.00
alls	$	20,000.00	25	BOE Flooring	$ 20,000.00	26	Pavilion Pavement ES	$ 60,000.00
	$	49,000.00	25	Hornet Hall Flooring	$ 25,000.00	26	Stadium/Track/Field/Bleachers	$ -
ng	$	90,000.00	25	Stage Curtain	$ 15,000.00	26	Fire Alarm Peripherals	$ -
	$	49,000.00	25	MNT Section Roof	$ 30,000.00	26	Elevators	$ -
	$	2,200.00	25	BOE Restroom Renovations	$ 20,000.00	26	Mosaic Tile	$ 40,000.00
	$	-	25	Line Striping	$ 2,200.00	26	Electrical Distribution	$ 50,000.00
	$	-	25	Painting BOE Interior	$ 10,000.00	26	Glazing	$ 50,000.00
	$	-			$ -	26	Masonry Tuckpointing	$ -
	$	-			$ -			$ -
ontrol	$	20,000.00	25	Surveillance/Access Control	$ 20,000.00	26	Surveillance/Access Control	$ 20,000.00
al:		$260,200.00		Summer of 2025 Total:	$172,200.00		Summer of 2026 Total:	$ 250,000.00

nt Annual Cost Graph

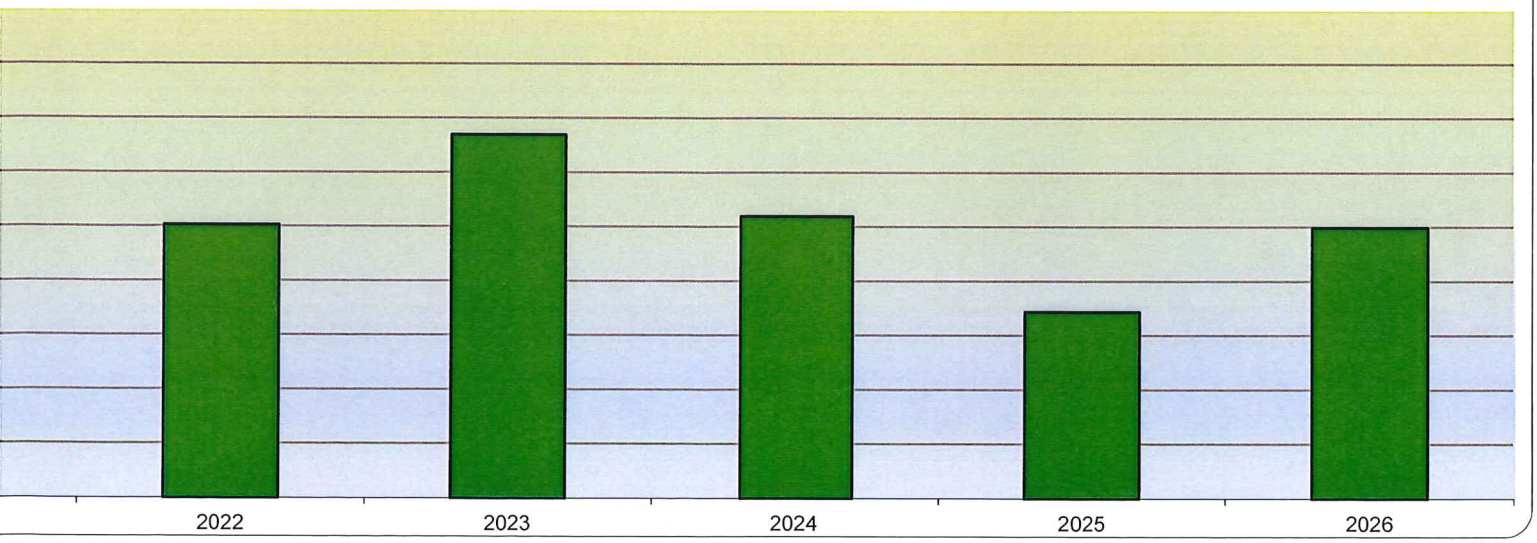

PI= $ 253,624.00
CR= $ 160,000.00

Completed	$1,379,018.05
2021 - 2026	$1,515,200.00

Kirtland Local Schools Facility

FY 2017 (July 1, 2016 to June 30, 2017)

17	Doors/Hardware/Security	$	4,990.00
17	District Painting	$	10,000.00
17	Concrete/STF	$	9,695.00
17	KMS Classroom Renovations	$	50,000.00
16	2016 Ford F-250 4X4	$	32,781.30
16	BAS Upgrade	$	35,269.00
16	RBI Boiler Plant Integration	$	8,600.00
17	KES Concrete/Gutter Trench	$	9,900.00
17	Fire Alarm BOE/TRN	$	20,205.95
17	KMS/KHS/TRAN Roofs	$	186,959.79
17	Brick Repairs KMS LD	$	2,500.00
17	FM-200 System	$	15,528.00
17	Stadium Light Poles	$	9,240.00
17	Electrical Distribution	$	2,918.00
17	BOE Office Modification	$	5,750.00
16	ADA OCR Full Compliance	$	5,943.72
		$	-
16	Surveillance/Access Control	$	15,276.58

Summer of 2017 Total **$425,557.34**

FY 2018 (July 1, 2017 to June 30, 2018)

18	Exterior Envelope Re-Key	$	5,995.27
18	Classroom Fans	$	3,500.00
18	Barricade All Classrooms	$	6,300.00
18	KMS Classroom Renovations	$	100,000.00
18	Track Repairs	$	6,375.00
18	Carpet Extractor	$	8,732.83
18	NSS 1503 Compact Floor Mach	$	3,124.95
18	AED Cabinets & Signage	$	603.70
9/7	Bleachers Repairs	$	38,407.00
9/7	Sunoco Boundary	$	3,285.00
19	Catch Basins 5	$	-
19	MS Mill & Fill Section	$	-
19	Line Striping	$	-
19	Bleachers Aisle Safety Rails	$	-
19	Sealcoating	$	-
19	D1, 19, & 34 Flooring	$	11,506.00
		$	-
18	Surveillance/Access Control	$	38,682.08

Summer of 2018 Total: **$226,511.83**

FY 2019 (July 1, 2018

19	ES Playground Roller
19	ES NW Concretre Grin
19	HS Kitchen Hood Exha
19	Hydronic Wetend SHV
19	Hydronic Wetend SHV
19	Intrusion System BOE
19	Intrusion System TRN
19/6	KES Classroom Renov
19/6	KHS/KMS Secure Entr
19	Zero Turn
19/6	Catch Basins 5
19/6	MS Mill & Fill Section
19/6	Bleachers Aisle Safety
19/6	Sealcoating
19/6	HT Coils/Boiler,Windo
19	Radon & Asbestos Su
18	Surveillance/Access C

Summer of 2019 Tot

FY 2022 (July 1, 2022 to June 30, 2022)

22	Doors/Hardware/Security	$	10,000.00
22	Con/Site/STF/W-Intrusion	$	5,000.00
22	KHS Ceiling Tiles	$	45,000.00
22	KHS Painting Grid & Halls	$	49,000.00
22	KHS Restrooms	$	49,000.00
22	District Signage	$	15,000.00
22	Fencing	$	7,500.00
22	KHS Locker room Floor	$	49,000.00
		$	-
		$	-
		$	-
22	Line Striping	$	2,200.00
22	Surveillance/Access Control	$	20,000.00

Summer of 2022 Total: **$251,700.00**

FY 2023 (July 1, 2022 to June 30, 2023)

23	Doors/Hardware/Security	$	10,000.00
23	Con/Site/STF/W-Intrusion	$	5,000.00
23	KMS Ceiling Tiles	$	45,000.00
23	KMS Painting Grid & Halls	$	49,000.00
23	KMS Restrooms	$	49,000.00
23	Sealcoating	$	30,000.00
23	Line Striping	$	2,200.00
23	LED Lighting	$	125,000.00
		$	-
		$	-
		$	-
		$	-
23	Surveillance/Access Control	$	20,000.00

Summer of 2023 Total: **$335,200.00**

FY 2024 (July 1, 202

24	Doors/Hardware/Secu
24	Con/Site/STF/W-Intrus
24	KES Ceiling Tiles
24	KES Painting Grid & H
24	KES Restrooms
24	Playground Re-Surfac
24	ES Hall Flooring
24	Line Striping
24	Surveillance/Access C
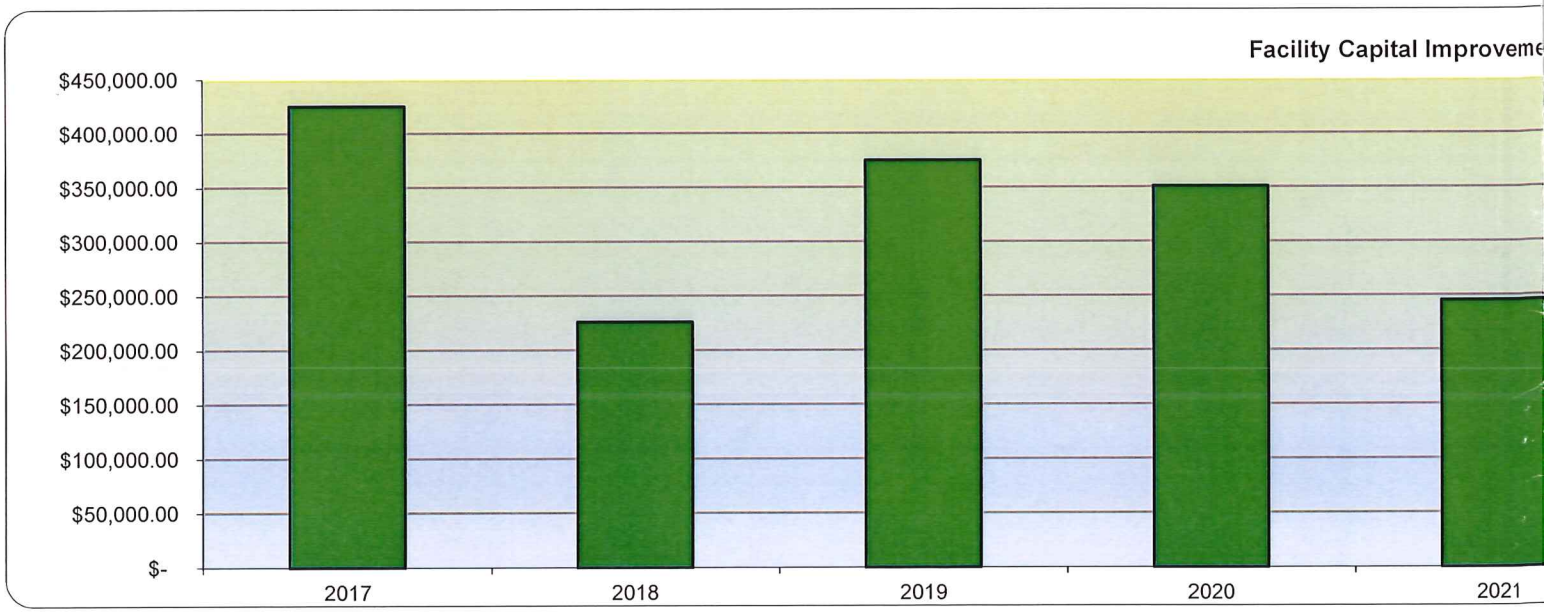
Summer of 2024 Tot